
 E173485

15.8×10.8×11.8



- Small size and low cost
- DIP standard terminals
- Surge Strength 1500V FCC68
- Sealed type available
- Conform to RoHS,ELV directive

CONTACT DATA

Contact Form	1H/1Z
Contact Material	Silver Alloy
Load	Resistive load(COS Φ=1)
Contact Ratings	3A 120VAC/24VDC
Minimum load	1mA 5VDC
Max Switching Voltage	240VAC/60VDC
Max Switching Current	5A
Max Switching Power	360VA/90W
Contact Resistance	100m Ω Max at 6VDC 1A
Electrical	100, 000 Operations(at30Operations/minute)
Mechanical	10, 000, 000 Operations(at300Operations/minute)

CHARACTERISTICS DATA

Insulation Resistance	100M Ω Min at 500VDC
Between Open Contacts	500VAC(for one minute)
Between Contacts and Coil	1000VAC(for one minute)
Operate Time	5ms
Release Time	5ms
Temperature Range	-30°C to +85°C
Shock Resistance	Operating Extremes: 10G
	Damage Limits: 100G
Vibration Resistance	10-55Hz, 1.5mm
Max. switching frequency	Mechanical: 18,000operations/hr Electrical: 1,800operations/hr
Humidity	40-85%
Weight	Approx 3.5g

COIL DATA

at 20°C

Coil Power 0.36W

Nominal Voltage (VDC)	Rated Current (mA)	Max Operate Voltage (VDC)	Min Release Voltage (VDC)	Coil Resistance (Ω ±10%)
3	120	2.25	0.3	25
5	71.4	3.75	0.5	69
6	60	4.5	0.6	100
9	40	6.75	0.9	225
12	30	9	1.2	400
24	15	18	2.4	1600
48	7.5	36	4.8	6400

Coil Power 0.45W

Nominal Voltage (VDC)	Rated Current (mA)	Max Operate Voltage (VDC)	Min Release Voltage (VDC)	Coil Resistance (Ω ±10%)
3	150	2.25	0.3	20
5	90	3.75	0.5	56
6	75	4.5	0.6	80
9	50	6.75	0.9	180
12	37.5	9	1.2	320
24	18.7	18	2.4	1280
48	9	36	4.8	5120

Coil Power 0.2W

Nominal Voltage (VDC)	Rated Current (mA)	Max Operate Voltage (VDC)	Min Release Voltage (VDC)	Coil Resistance (Ω ±10%)
3	66.7	2.25	0.3	45
5	40	3.75	0.5	125
6	33.3	4.5	0.6	180
9	22.2	6.75	0.9	105
12	16.7	9	1.2	720
24	8.3	18	2.4	2880

APPROVED STANDARDS

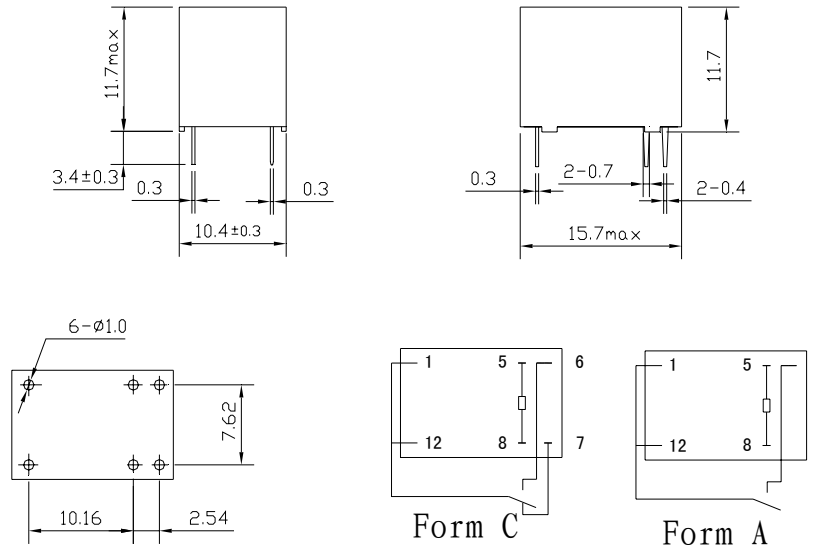
UL & cUL	3A 120VAC 3A 24VDC
----------	-----------------------



ORDERING CODE

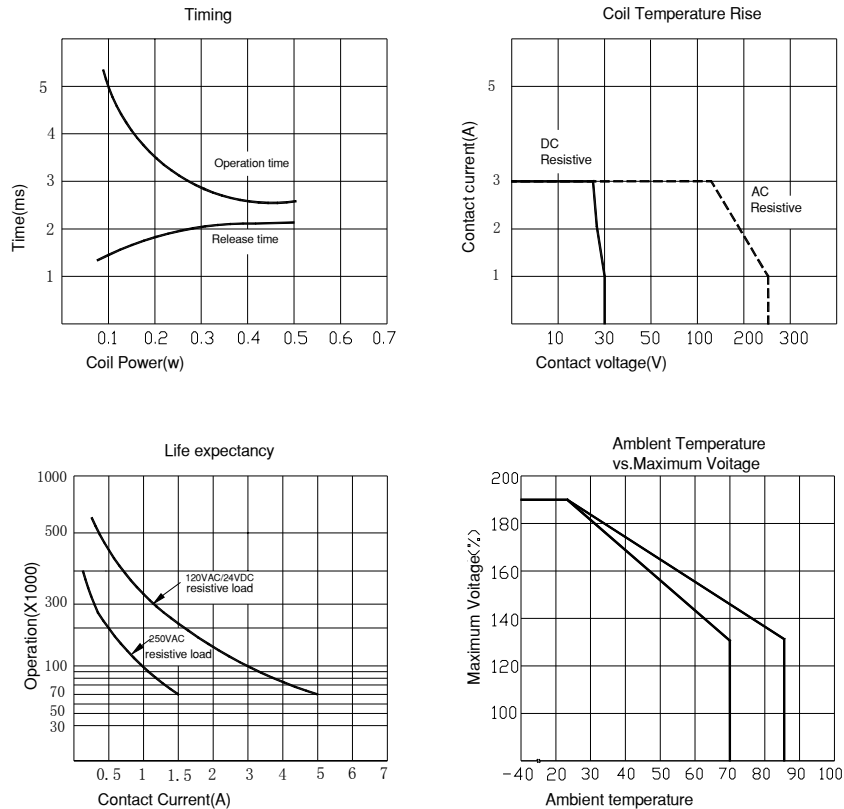
FL4102					D					— 12VDC					— S					— Z									
1					2					3					4					5									
1. Relay Model										3. Coil Nominal Voltage										5. Contact Form									
2. Coil Power										3,5,6,9,12,24,48VDC										Z: Form C									
D=0.36W, L=0.2W, N=0.45W										4. Sealed										H: Form A									

OUTLINE DIMENSIONS, WIRING DIAGRAM AND LAYOUT



Layout (Bottom View)

ENGINEERING DATA



FLOURISHING RELAY

The specifications are for the customer's reference and are subject to change without notice.