


FL-13F-2C

General Purpose Relay


 us E173485
 28×21.5×35



- 10A transfer contacts
- Different dust-proof cover, different layout
- Conform to RoHS, ELV directive

CONTACT DATA

Contact Form	2Z
Contact Material	Silver Alloy
Load	Resistive load(COS Φ=1)
Contact Ratings	10A 250VAC/30VDC
Minimum load	100mA 5VDC
Max Switching Voltage	250VAC/30VDC
Max Switching Current	15A
Max Switching Power	2500VA/300W
Contact Resistance	100m Ω Max at 6VDC 1A
Electrical	100,000 Operations(at30Operations/minute)
Mechanical	10,000,000 Operations(at300Operations/minute)

CHARACTERISTICS DATA

Insulation Resistance	100M Ω Min at 500VDC
Between Open Contacts	1000VAC(for one minute)
Between Contacts and Coil	1500VAC(for one minute)
Operate Time	25ms
Release Time	25ms
Temperature Range	-40℃ to +70℃
Shock Resistance	Operating Extremes: 20G
	Damage Limits: 100G
Vibration Resistance	10-55Hz, 1.5mm
Max. switching frequency	Mechanical: 18,000operations/hr
	Electrical: 1,800operations/hr
Humidity	40-85%
Weight	Approx 35g

APPROVED STANDARDS

UL & cUL	10A 250VAC 10A 30VDC 15A 125VAC
----------	---------------------------------------

COIL DATA

at 20℃

Coil Power 0.9W

Nominal Voltage (VDC)	Rated Current (mA)	Max Operate Voltage (VDC)	Min Release Voltage (VDC)	Coil Resistance (Ω ±10%)
5	178.5	3.75	0.5	28
6	150	4.5	0.6	40
12	75	9	1.2	160
24	37.5	18	2.4	640
48	18.75	36	4.8	2560
110/120	10	82.5	11	11000

Coil Power 1.2VA

Nominal Voltage (VAC)	Max Operate Voltage (VAC)	Min Release Voltage (VAC)	Coil Resistance (Ω ±10%)
6	4.8	1.2	11.5
12	9.6	2.4	46
24	19.2	4.8	180
48	38.4	9.6	735
110/120	96	22	4550
220/240	176	44	14400

- 5-24VDC/6-48VAC Coil Resistance Tolerance ± 10%,
48-110VDC/110-240VAC Coil Resistance Tolerance ± 15%。



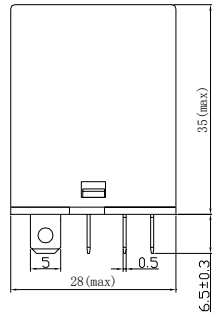

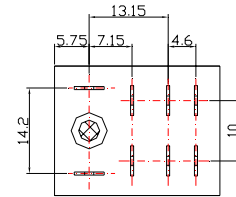
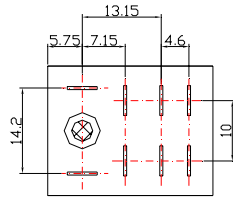
ORDERING CODE

FL-13F — 2Z — F (P) / 12VDC

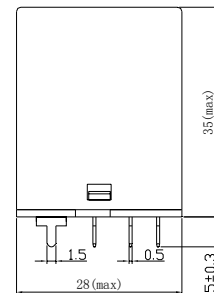

1 2 3 4 5

- | | |
|----------------------------------------------------------------------------------------------------------------------------------------------|------------------------------------------------------------------------------------------|
| <p>1. Relay Model</p> <p>2. Contact Form
2Z: Form 2C</p> <p>3. With Flange for 38mm pitch hole</p> <p>4. P: PCB Type
Nil: B Type</p> | <p>5. Coil Nominal Voltage
5,6,12,24,48,110,120VDC
6,12,24,48,110,220/240VAC</p> |
|----------------------------------------------------------------------------------------------------------------------------------------------|------------------------------------------------------------------------------------------|

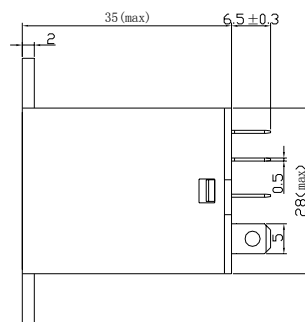
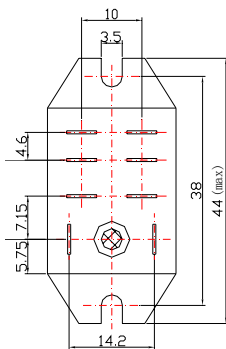
OUTLINE DIMENSIONS, WIRING DIAGRAM AND LAYOUT



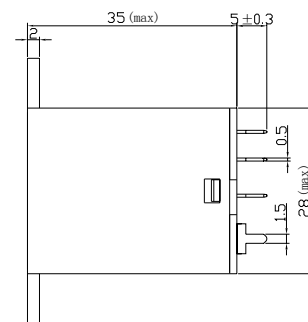
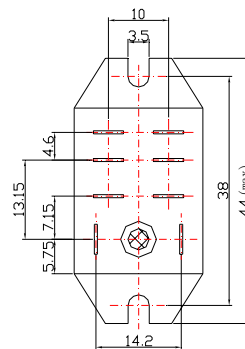
B Type



PCB Type



B Type (Flange)



PCB Type (Flange)

